

**Electrical characteristics:**

Winding ratio: 1+1:1+1  
 DC resistance (ohms +/- 15%):  
 Primaries: 15 + 15. Secondaries: 20 + 20  
 Impedance: 150 ohms per winding  
 Inductance, measured at 1kHz, 0.27V  
 (series equivalent circuit): 125mH per winding (nominal)  
 Interwinding capacitance\* (@10kHz):  
 primary to secondary: 43pF typical  
 Primary to screen: 70pF  
 Secondary to screen: 90pF  
 Proof voltage: primaries to screen: 1kVrms  
 screen to secondaries: 1kV rms  
 Power: 100mW @ 300Hz and 1mW @ 30Hz


Operating temperature range: 0 to +70°C  
 Storage temperature range: -25°C to + 120°C

**N.B. Do not pass DC through windings**

\* primary windings in series and secondary windings in series

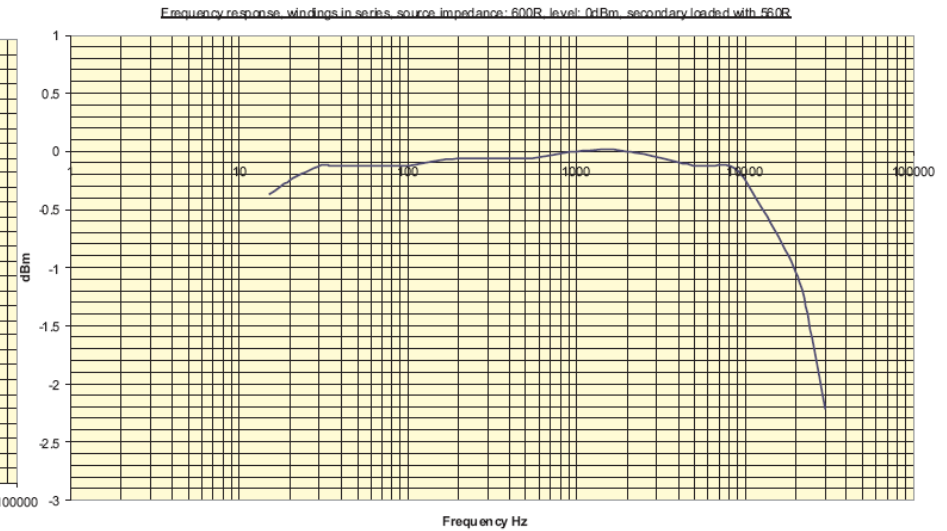
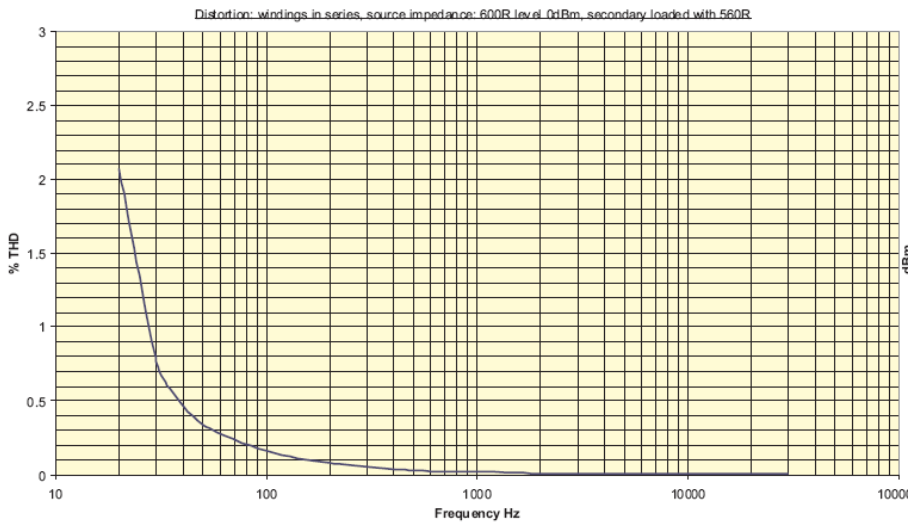
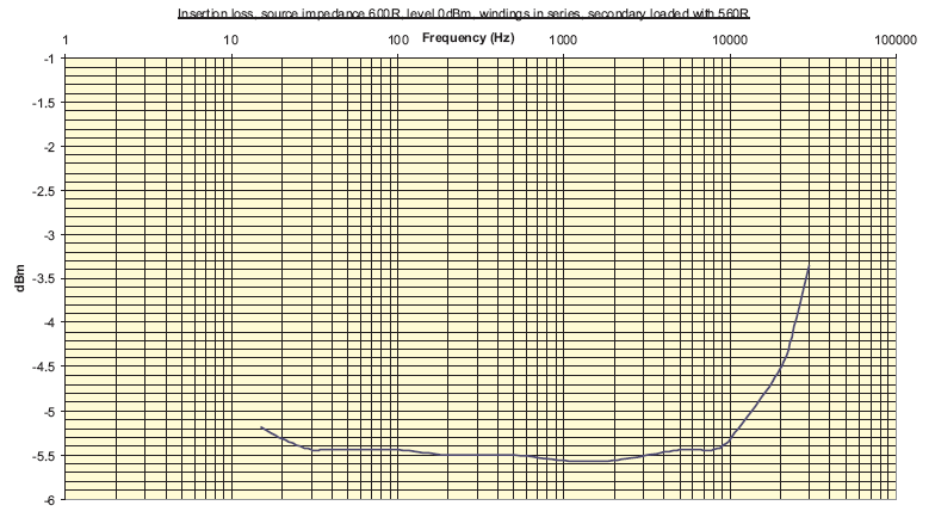
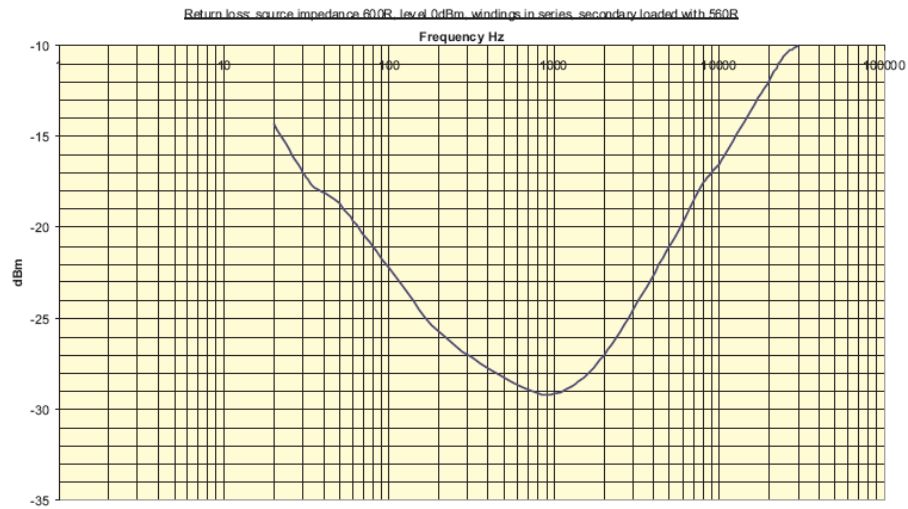
**Materials: all materials are UL94V-0 rated**

Bobbin and box material: FR530  
 UL file number: E69578(M)  
 or 'Polyplastics Co. Ltd  
 Material name: 1140 A(C)  
 UL file no. E109088(M)  
 2-part epoxy resin type 3300A and 3300B  
 UL file number 218090  
 or Epoxylite EIP4728: UL file no. E143115  
 Core: class B (49% Ni) EE laminations  
 Winding wire: ECW. UL file no. E174837  
 Tape: 3M No. 56 polyester or equivalent



**Walters OEP Ltd.**  
 Unit 5, Oxonian Park, Langford Locks,  
 Kidlington, Oxfordshire. OX5 1FP  
 Tel: (01865) 855085 Fax: (01865) 855075  
 Website: www.oep.co.uk

DESCRIPTION	ISSUE	DATE	DRAWN	CHECKED	DRAWING NUMBER
Specification for A262A6E page 1 of 2	1	29/07/02	CS		<b>A262A6E</b>
	4	10/04/07	CS		
	5	21/04/08	CS		
	6	15/12/08	CS		
Scale: nts	All dimensions in mm unless stated otherwise				



Walters OEP Ltd.  
 Unit 5, Oxonian Park, Langford Locks,  
 Kidlington, Oxfordshire. OX5 1FP  
 Tel: (01865) 855085 Fax: (01865) 855075  
 Website: www.oep.co.uk

DESCRIPTION	ISSUE	DATE	DRAWN	CHECKED	DRAWING NUMBER
Specification for A262A6E page 2 of 2	1	29/07/02	CS		<b>A262A6E</b>
	4	10/04/07	CS		
	5	21/04/08	CS		
	6	15/12/08	CS		
	Scale: nts	All dimensions in mm unless stated otherwise			